




E-LEARNING: MODEL DAN IMPLEMENTASINYA


Prof. Herman Dwi Surjono, Ph.D.

 bit.ly/hermands
 [hermands.id](https://www.instagram.com/hermands.id)




Workshop Pembelajaran Online LP3 UM
28 Juli 2021

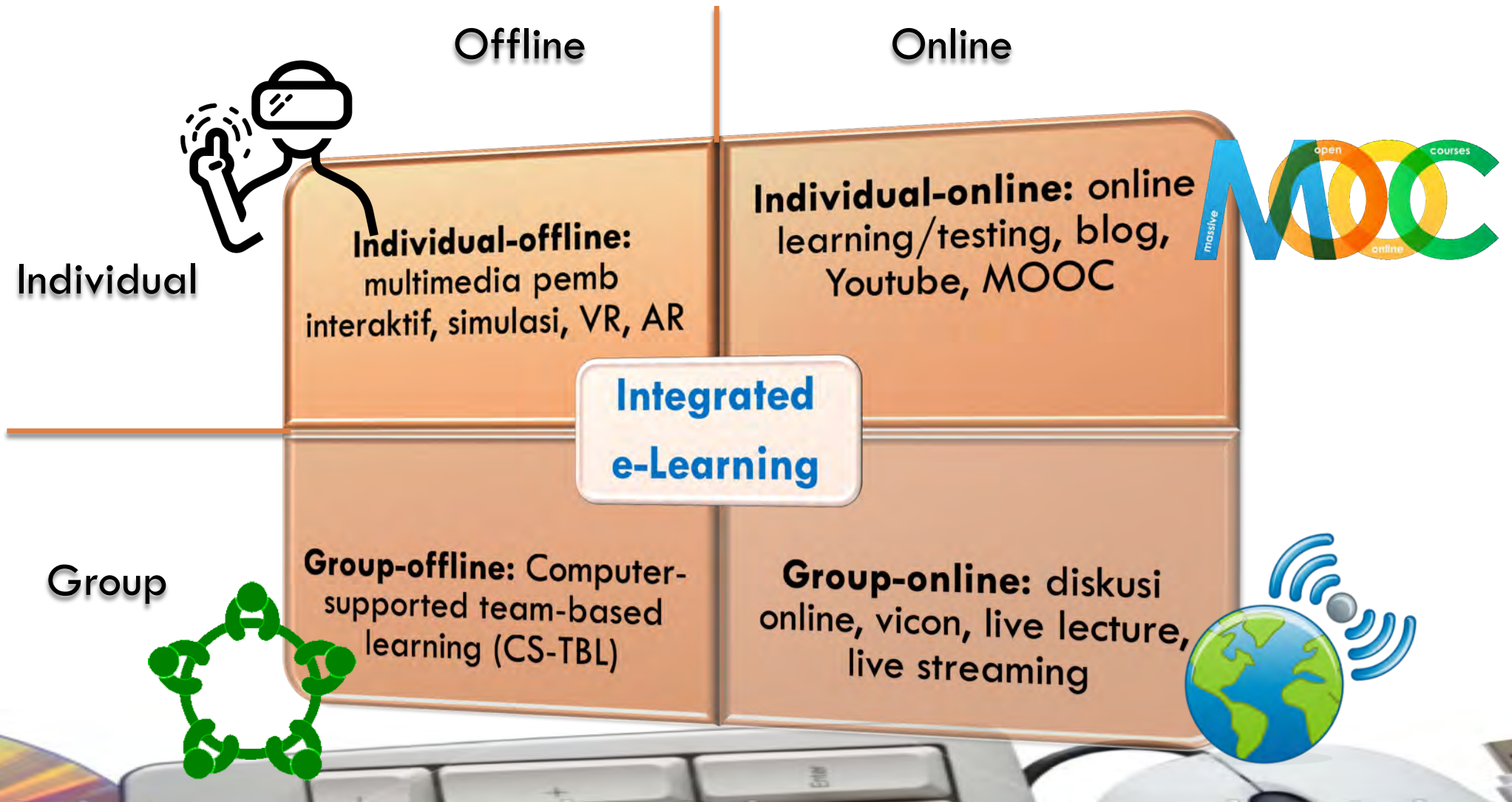

Outline




- ✓ Model e-Learning
- ✓ Konsep e-Learning
- ✓ Merancang Konten e-Learning
- ✓ e-Learning Efektif
- ✓ Kendala Implementasi e-Learning
- ✓ Evaluasi e-Learning



Kerangka e-Learning




Apa e-Learning itu?



- Pembelajaran melalui TIK (Internet dan PC/Laptop/HP).



Konsep e-Learning



⇒ e-Learning memungkinkan ANYONE belajar ANYWHERE, ANYTIME.


⇒ Menggunakan TIK

Mode:

⇒ Sinkron dan Asinkron



Syarat E-Learning



Harus Ada:



KONTEN

- Materi Pembelajaran, Bahan Ajar
- Interaksi, Aktivitas




SDM

- Dosen/Guru, Tutor
- Mahasiswa/Siswa
- Teknisi, Admin




TEKNOLOGI

- Perangkat (PC, Laptop, HP, dll)
- Internet (kecepatan, BW)
- LMS (Moodle, G-CR, Edmodo, dll)
- Tools (Zoom, WA, BBB, dll)



Merancang Konten E-learning



□ Learning Resources (Sumber Belajar/Media)



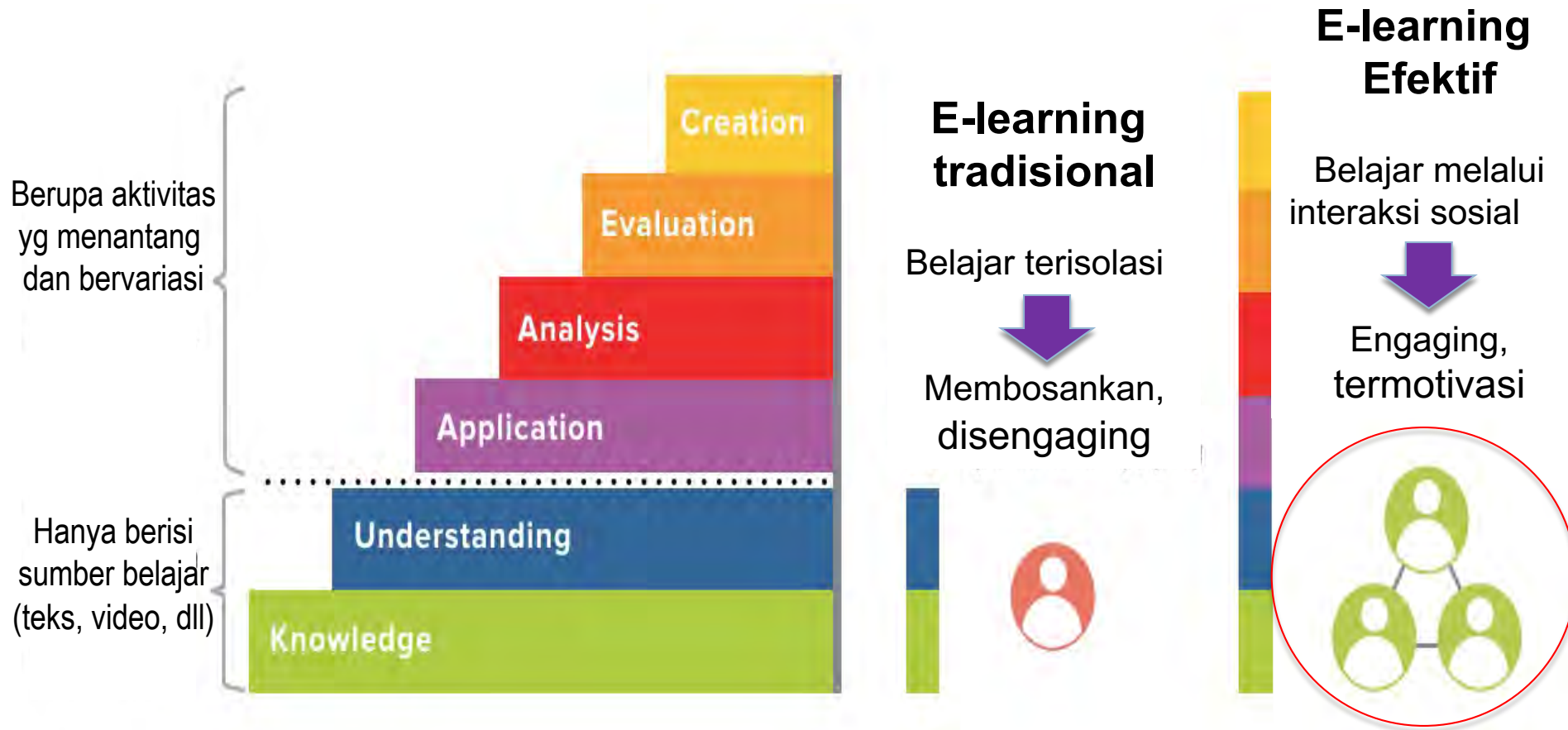

- Materi/bahan ajar berbentuk multimedia (teks, images, animasi, video) (Slide presentasi, LKS, modul, dll)
- Bahan pendukung (Kurikulum, Silabus, RPP, dll)
- Link untuk pengayaan

□ **Aktivitas/Interaksi**



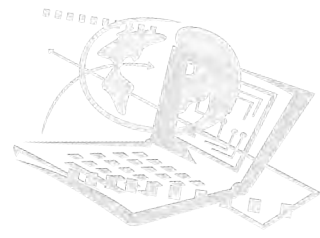
- Forum (diskusi, perkenalan, refleksi, informasi)
- Tugas (tugas essay, tugas online, tugas offline)
- Quiz (PG, BS, isian, mencocokkan)
- Vicon, survey, chat, dll

E-learning Efektif



Sumber: <http://iversity.org/>






Kendala Implementasi E-learning

- ➔ **1** Resistensi terhadap teknologi baru
- ➔ **2** Pendidikan karakter
- ➔ **3** Keterampilan motorik/Bloom
- ➔ **4** Akurasi dan akuntabilitas penilaian



Evaluasi Menyeluruh E-Learning




1 Evaluasi Konten e-Learning


2 Evaluasi Lingkungan e-Learning

3 Evaluasi Belajar e-Learning


4 Evaluasi Pelaksanaan e-Learning



Kesimpulan



- ➡ Penerapan model e-learning secara terpadu akan mengoptimalkan pembelajaran online.
- ➡ Pembelajaran online (e-Learning) hendaknya dilaksanakan secara terencana sesuai tujuan pembelajaran dengan memperhatikan kendala/kesulitan dan beban belajar mahasiswa.
- ➡ Evaluasi e-Learning hendaknya dilakukan secara menyeluruh yang meliputi: evaluasi konten, evaluasi lingkungan, evaluasi belajar, evaluasi pelaksanaan e-learning.



TERIMA KASIH

